
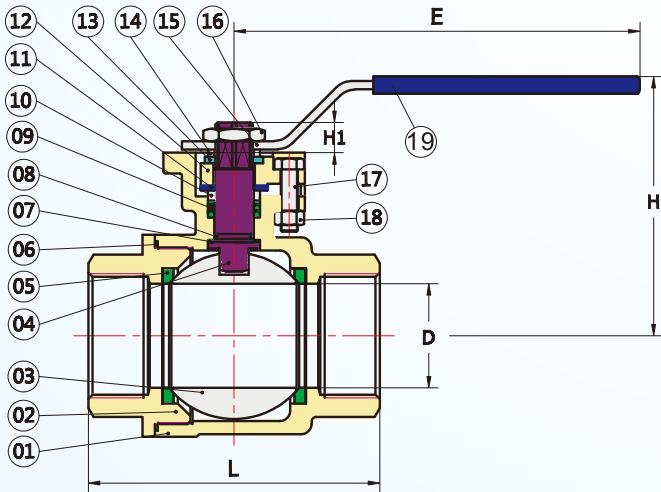


- 防爆阀杆/全通径BLOW-OUT PROOF STEM/FULL PORT
- 适用温度范围TEMPERATURE RANGE:-20 to 280℃
- 使用压力PRESSURE:PN63/1000WOG
- 适用介质APPLICABLE MEDIA:水WATER、气GAS、油OIL
- 设计制造DESIGN:GB/T-12224/ANSI B16.34
- 螺纹标准THREAD:BSPT/BSP/NPT/DIN/JIS/RC/G
- 检查与测试TEST:GB/T-13927/API598
- 气压测试AIR TEST:0.8MPA



材质清单 MATERIALS LIST

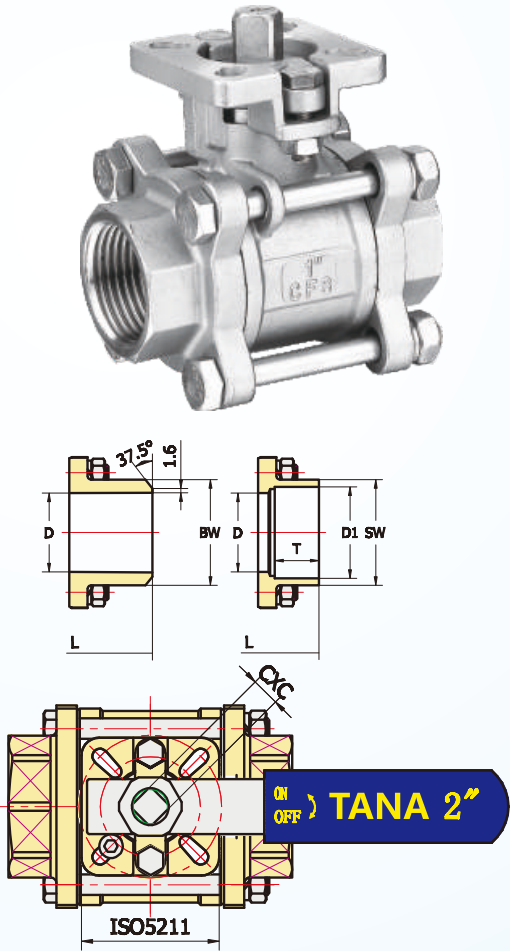
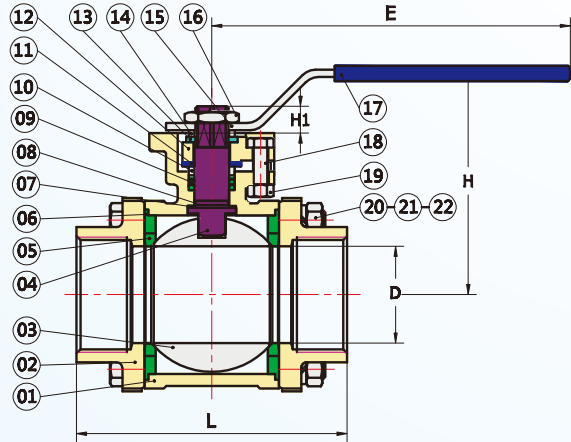
NO.	零件名称 PART NAME	材质 MATERIALS LIST	
1	阀体 BODY	CF8M	Cf8
2	阀盖 END CAP	CF8M	CF8
3	球 BALL	SS316	SS304
4	阀杆 STEM	SS316	SS304
5	阀座 SEAL	RTFE	RTFE
6	线条 BODY SEAL	PTFE	PTFE
7	杆密封 THRUST WASHER	PTFE	PTFE
8	O型圈 STEM O-RING	VITON	VITON
9	中头垫 STEM PACKING	PTFE	PTFE
10	填料压套 GLAND	SS304	SS304
11	碟簧 BELLEVILLE WASHER	SS304	SS304
12	填料压套 GLAND	SS304	SS304
13	定位片 STOP WASHER	SS304	SS304
14	金属垫 WASHER	SS304	SS304
15	手柄 HANDLE	SS304	SS304
16	螺帽 HANDLE NUT	SS304	SS304
17	螺栓 BOLT	SS304	SS304
18	螺母 NUT	SS304	SS304
19	胶套 HANDLE COVER	PLASTIC	PLASTIC

外形尺寸 OUTER SIZE

SIZE	D	L	E	H	H1	C
1/2"	15	62	120	70	9	9
3/4"	20	74	137	78	9	11
1"	25	86	137	82	11	11
1-1/4"	32	96	187	88	11	11
1-1/2"	38	108	187	93	14	11
2"	50	120	187	103	14	14
2-1/2"	65	160	315	165	17	17
3"	85	185	315	180	17	17
4"	100	225	265	200	17	17

Unit:mm

- 防爆阀杆/全通径BLOW-OUT PROOF STEM/FULL PORT
- 适用温度范围TEMPERATURE RANGE:-20 to 280℃
- 使用压力PRESSURE:PN63/1000WOG
- 适用介质APPLICABLE MEDIA:水WATER、气GAS、油OIL
- 设计制造DESIGN:GB/T-12224/ANSI B16.34
- 螺纹标准THREAD:BSPT/BSP/NPT/DIN/JIS/RC/G
- 检查与测试TEST:GB/T-13927/API598
- 气压测试AIR TEST:0.8MPA



材质清单 MATERIALS LIST

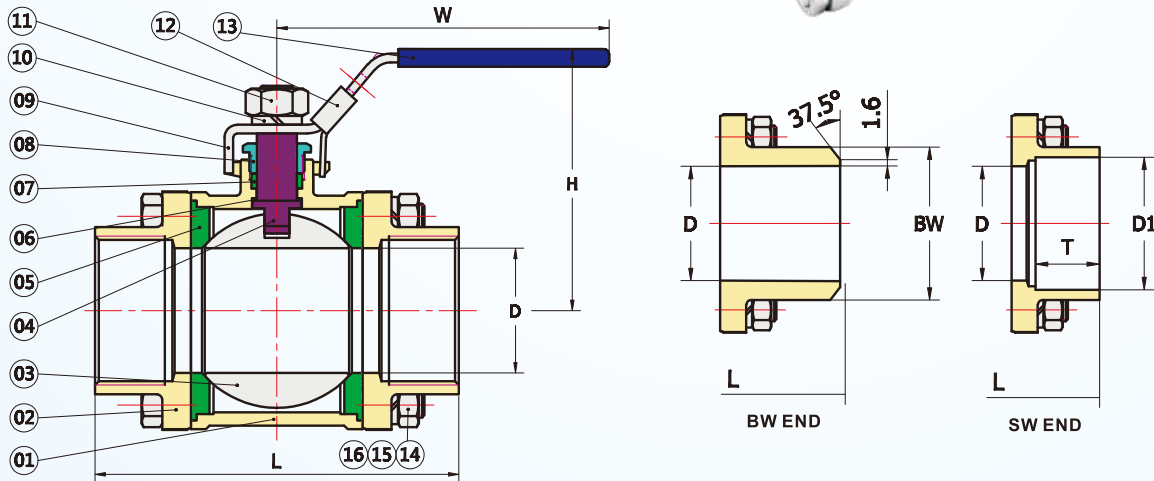
NO.	零件名称 PART NAME	材质 MATERIALS LIST	
1	阀体 BODY	CF8M	CF8
2	阀盖 END CAP	CF8M	CF8
3	球 BALL	SS316	SS304
4	阀杆 STEM	SS316	SS304
5	阀座 SEAL	RTFE	RTFE
6	线条 BODY SEAL	PTFE	PTFE
7	杆密封 THRUST WASHER	PTFE	PTFE
8	O型圈 STEM O-RING	VITON	VITON
9	中头垫 STEM PACKING	PTFE	PTFE
10	填料压套 GLAND	SS304	SS304
11	碟簧 BELLEVILLE WASHER	SS304	SS304
12	填料压套 GLAND	SS304	SS304
13	定位片 STOP WASHER	SS304	SS304
14	金属垫 WASHER	SS304	SS304
15	手柄 HANDLE	SS304	SS304
16	螺帽 HANDLE NUT	SS304	SS304
17	胶套 HANDLE COVER	PLASTIC	PLASTIC
18	螺栓 BOLT	SS304	SS304
19	螺母 NUT	SS304	SS304
20	螺母 NUT	SS304	SS304
21	弹垫 STUD	SS304	SS304
22	螺栓 BOLT	SS304	SS304

外形尺寸 OUTER SIZE

SIZE	L2(M3)	D1	T	BW	H	E	H1	C
1/4"	55	14.1	10	26.5	63	99	8	9
3/8"	60	17.6	10	26.5	63	99	8	9
1/2"	75	21.8	10	26.5	70	102	8.5	9
3/4"	80	27.5	13	33	80	116	9	9
1"	90	34.7	13	39.7	90	145	11	11
1-1/4"	110	43	13	49	95	156	11	11
1-1/2"	120	49	13	54	105	172	14	14
2"	140	61.5	16	66.7	112	174	14	14
2-1/2"	185	77	16	84.5	174	213	16	17
3"	205	90	16	97	185	255	16	17
4"	240	115.2	19	127.5	205	255	16.5	19

Unit:mm

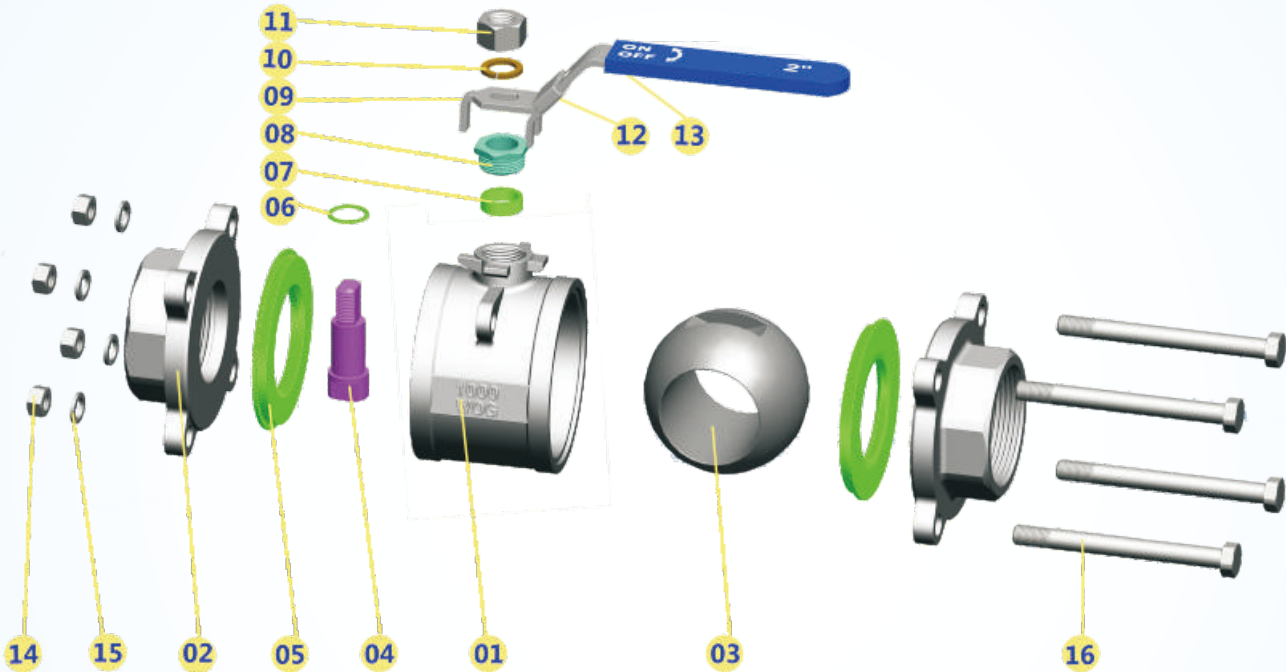
- 防爆阀杆/全通径BLOW-OUT PROOF STEM/FULL PORT
- 适用温度范围TEMPERATURE RANGE:-20 to 280℃
- 使用压力PRESSURE:PN63/1000WOG
- 适用介质APPLICABLE MEDIA:水WATER、气GAS、油OIL
- 设计制造DESIGN:GB/T-12224/ANSI B16.34
- 螺纹标准THREAD:BSPT/BSP/NPT/DIN/JIS/RC/G
- 检查与测试TEST:GB/T-13927/API598
- 气压测试AIR TEST:0.8MPA



外形尺寸 OUTER SIZE

Unit:mm


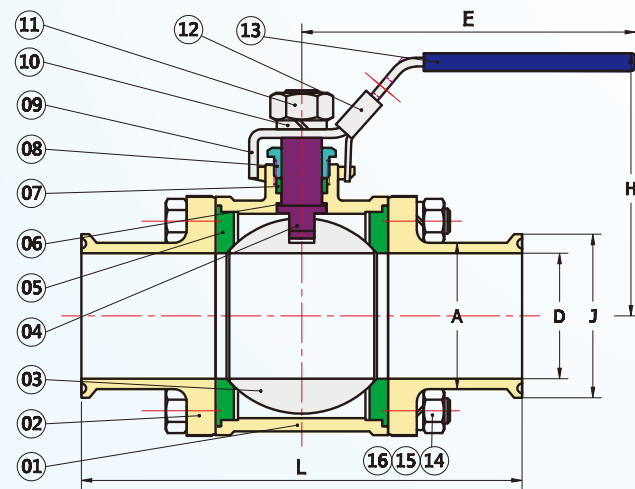
SIZE	L	L2(M3)	D1	T	BW	H	E
1/4"	65	55	14.1	10	26.5	56.5	99
3/8"	65	60	17.6	10	26.5	56.5	99
1/2"	73	63	75	21.8	10	26.5	58
3/4"	83	72	80	27.5	13	33	60
1"	88	82	90	34.7	13	39.7	74
1-1/4"	98	95	110	43	13	49	75
1-1/2"	115	104	120	49	13	54	93
2"	140	122	140	61.5	16	66.7	106
2-1/2"	180	160	185	77	16	84.5	119
3"	205	180	205	90	16	97	133
4"	255	215	240	115.2	19	127.5	170



材质清单 MATERIALS LIST

NO.	零件名称 PART NAME	材质 MATERIALS LIST		
1	阀体 BODY	CF8M	CF8	WCB
2	阀盖 END CAP	CF8M	CF8	WCB
3	球 BALL	SS316	SS304	SS304
4	阀杆 STEM	SS316	SS304	SS304
5	阀座 SEAL	RTFE	RTFE	RTFE
6	杆密封 THRUST WASHER	PTFE	PTFE	PTFE
7	中头垫 STEM PACKING	PTFE	PTFE	PTFE
8	填料压套 GLAND	SS304	SS304	SS304
9	手柄 HANDLE	SS304	SS304	SS304
10	弹垫 STOD	SS304	SS304	SS304
11	螺帽 HANDLE NUT	SS304	SS304	SS304
12	锁片 LOCKING PAD	SS304	SS304	SS304
13	胶套 HANDLE COVER	PLASTIC	PLASTIC	PLASTIC
14	螺母 NUT	SS304	SS304	SS304
15	弹垫 STUD	A193 Gr.B8	A193 GR.B8	A193 Gr.B8
16	螺栓 BOLT	A194.Gr.8	A194.GR.8	A194.Gr.8

- 防爆阀杆/全通径BLOW-OUT PROOF STEM/FULL PORT
- 适用温度范围 TEMPERATURE RANGE: -20 to 280°C
- 使用压力 PRESSURE: PN63/1000WOG
- 适用介质 APPLICABLE MEDIA: 水WATER、气GAS、油OIL
- 设计制造 DESIGN: GB/T-12224/ANSI B16.34
- 螺纹标准 THREAD: BSPT/BSP/NPT/DIN/JIS/RC/G
- 检查与测试 TEST: GB/T-13927/API598
- 气压测试 AIR TEST: 0.8MPa



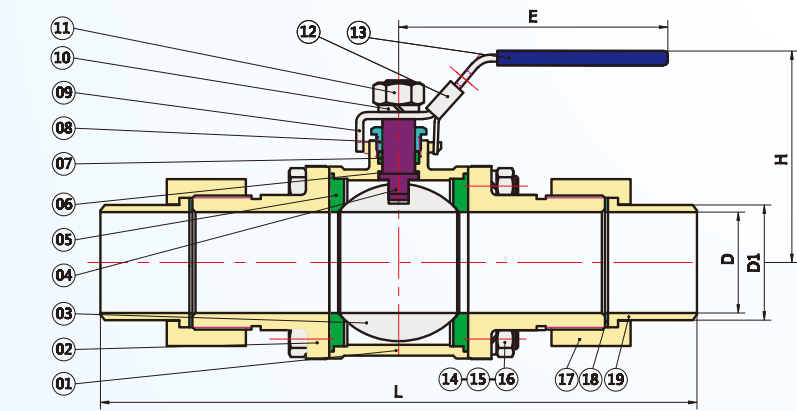
材质清单 MATERIALS LIST

NO.	零件名称 PART NAME	材质 MATERIALS LIST	
1	阀体 BODY	CF8M	CF8
2	阀盖 END CAP	CF8M	CF8
3	球 BALL	SS316	SS304
4	阀杆 STEM	SS316	SS304
5	阀座 SEAL	RTFE	RTFE
6	杆密封 THRUST WASHER	PTFE	PTFE
7	中头垫 STEM PACKING	PTFE	PTFE
8	填料压套 GLAND	SS304	SS304
9	手柄 HANDLE	SS304	SS304
10	弹垫 STOD	SS304	SS304
11	螺帽 HANDLE NUT	SS304	SS304
12	锁片 LOCKING PAD	SS304	SS304
13	胶套 HANDLE COVER	PLASTIC	PLASTIC
14	螺母 NUT	SS304	SS304
15	弹垫 STUD	A193 Gr.B8	A193 Gr.B8
16	螺栓 BOLT	A194.Gr.8	A194.Gr.8

外形尺寸 OUTER SIZE

Unit:mm										
SIZE	L	A	D	t	J	M	H	E		
1/2"	85.9	12.70	9.40	1.65	25.4	16.7	58.0	122.9		
3/4"	97.5	19.05	15.75	1.65	25.4	27.5	61.0	122.9		
1"	108.2	25.50	22.20	1.65	50.4	28.6	68.0	144.9		
1 1/2"	135.8	38.20	34.90	1.65	50.4	31.4	84.5	188.9		
2"	154.7	50.80	47.50	1.65	63.9	34.0	93.2	188.9		
2 1/2"	168.5	63.60	60.30	1.65	77.5	28.0	131.8	255.3		
3"	196.2	76.30	73.00	1.65	90.9	31.6	140.0	260.8		
4"	232.5	101.60	94.40	2.10	118.9	34.0	173.6	322.2		

- 防爆中轴/全流BLOW-OUT PROOF STEM/FULL PORT
- 适用温度范围TEMPERATURE RANGE:-20 to 150°C
- 使用压力PRESSURE:PN63/1000WOG
- 设计制造DESIGN:GB/T-12237/ANSI B16.34
- 尺寸参照FLANGE DIMENSIONS:GB/ T-9113.1 /ASME B16.5 CLASS 150
- 长度FACE TO FACE:GB/T-12221/ASMW B16.1
- 螺纹标准THREAD:BSPT/BSP/NPT/DIN/JIS/RC/G
- 检查与测试TEST:GB/T-13927/API598




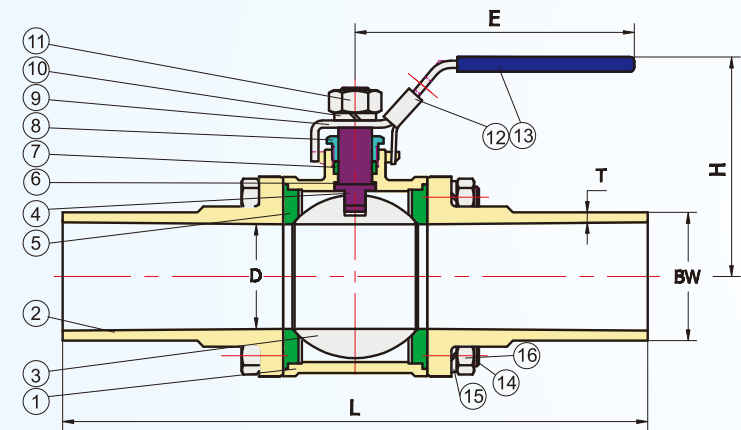
材质清单 MATERIALS LIST

NO.	零件名称 PART NAME	材质 MATERIALS LIST	
1	阀体 BODY	CF8M	CF8
2	阀盖 END CAP	CF8M	CF8
3	球 BALL	SS316	SS304
4	阀杆 STEM	SS316	SS304
5	阀座 SEAL	RTFE	RTFE
6	杆密封 THRUST WASHER	PTFE	PTFE
7	中头垫 STEM PACKING	PTFE	PTFE
8	填料压套 GLAND	SS304	SS304
9	手柄 HANDLE	SS304	SS304
10	弹垫 STOP	SS304	SS304
11	螺帽 HANDLE NUT	SS304	SS304
12	锁片 LOCKING PAD	SS304	SS304
13	胶套 HANDLE COVER	PLASTIC	PLASTIC
14	接管螺母 CAP NUT	SS304	SS304
15	接管 CAP	SS304	SS304
16	接管垫片 CAP SEAL	PTFE	PTFE
17	螺母 NUT	SS304	SS304
18	弹垫 STUD	A193 Gr.B8	A193 Gr.B8
19	螺栓 BOLT	A194.Gr.8	A194.Gr.8

外形尺寸 OUTER SIZE

Unit:mm					
SIZE	L	D	D1	H	E
1/4"	140	11.5	14	57	95
3/8"	160	12.5	18	57	95
1/2"	180	15	22	68	110
3/4"	200	20	28	70	125
1"	218	25	34	80	125
1-1/4"	235	32	42	85	135
1-1/2"	260	38	46	95	155
2"	300	50	60	105	155

- 防爆阀杆/全通径BLOW-OUT PROOF STEM/FULL PORT
- 适用温度范围TEMPERATURE RANGE:-20 to 280℃
- 使用压力PRESSURE:PN63/1000WOG
- 适用介质APPLICABLE MEDIA:水WATER、气GAS、油OIL
- 设计制造DESIGN:GB/T-12224/ANSI B16.34
- 螺纹标准THREAD:BSPT/BSP/NPT/DIN/JIS/RC/G
- 检查与测试TEST:GB/T-13927/API598
- 气压测试AIR TEST:0.8MPA



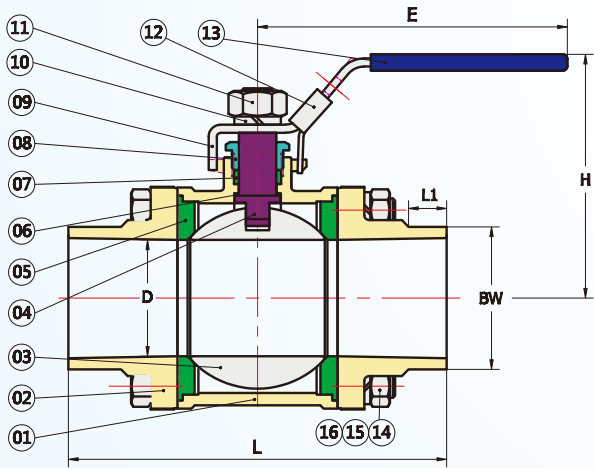
材质清单 MATERIALS LIST

NO.	零件名称 PART NAME	材质 MATERIALS LIST	
1	阀体 BODY	CF8M	CF8
2	阀盖 END CAP	CF8M	CF8
3	球 BALL	316	304
4	阀杆 STEM	316	304
5	球密封 SEAT	PTFE	PTFE
6	杆密封 THRUST WASHER	PTFE	PTFE
7	中头垫 STEM PACKING	PTFE	PTFE
8	填料压套 GLAND	304	304
9	手柄 HANDLE	SS	SS
10	弹垫 STOD	304	304
11	螺帽 HANDLE NUT	304	304
12	锁片 LOCKING PAD	SS	SS
13	胶套 HANDLE COVER	PLASTIC	PLASTIC
14	螺母 NUT	304	304
15	弹垫 STOD	304	304
16	螺帽 HANDLE NUT	304	304

外形尺寸 OUTER SIZE

		Unit:mm							
SIZE	BW	L	E	H	D	T			
DN15 1/2"	10.2	135	122.9	58.0	12.70	1.24			
DN20 3/4"	15.8	135	122.9	61.0	19.05	1.65			
DN25 1"	22.1	152	144.9	68.0	25.40	1.65			
DN32 1-1/4"	28.5	157	144.9	73.5	31.80	1.65			
DN40 1-1/2"	34.8	190	188.9	84.5	38.10	1.65			
DN50 2"	47.5	204	188.9	93.2	50.80	1.65			
DN65 2-1/2"	60.2	254	255.3	131.8	63.50	1.65			
DN80 3"	72.9	280	260.8	140.0	76.20	1.65			
DN100 4"	97.4	306	322.2	173.6	101.6	1.65			

- 防爆阀杆/全通径BLOW-OUT PROOF STEM/FULL PORT
- 适用温度范围TEMPERATURE RANGE:-20 to 280℃
- 使用压力PRESSURE:PN63/1000WOG
- 适用介质APPLICABLE MEDIA:水WATER、气GAS、油OIL
- 设计制造DESIGN: GB/T-12224/ANSI B16.34
- 螺纹标准THREAD: BSPT/BSP/NPT/DIN/JIS/RC/G
- 检查与测试TEST: GB/T-13927/API598
- 气压测试AIR TEST: 0.8MPA



材质清单 MATERIALS LIST

NO.	零件名称 PART NAME	材质 MATERIALS LIST	
1	阀体 BODY	CF8M	CF8
2	阀盖 END CAP	CF8M	CF8
3	球 BALL	316	304
4	阀杆 STEM	316	304
5	球密封 SEAT	PTFE	PTFE
6	杆密封 THRUST WASHER	PTFE	PTFE
7	中头垫 STEM PACKING	PTFE	PTFE
8	填料压套 GLAND	304	304
9	手柄 HANDLE	SS	SS
10	弹垫 STOD	304	304
11	螺帽 HANDLE NUT	304	304
12	锁片 LOCKING PAD	SS	SS
13	胶套 HANDLE COVER	PLASTIC	PLASTIC
14	螺母 NUT	304	304
15	弹垫 STOD	304	304
16	螺帽 HANDLE NUT	304	304

外形尺寸 OUTER SIZE

		Unit:mm						
SIZE	L	L1	E	H	D	BW		
DN15 1/2"	82.5	20.0	122.9	58.0	10.2	12.7		
DN20 3/4"	87.5	20.0	122.9	61.0	15.8	19.1		
DN25 1"	96.0	20.0	144.9	68.0	22.1	25.4		
DN40 1-1/2"	118.0	20.0	188.9	84.5	34.8	38.2		
DN50 2"	131.7	20.0	188.9	93.2	47.5	50.8		
DN65 2-1/2"	158.5	20.0	255.3	131.8	60.2	63.4		
DN80 3"	178.8	20.0	260.8	140.0	72.9	76.2		
DN100 4"	210.5	20.0	322.2	173.6	97.4	101.6		